

### RCGRS Annual Banquet

This year's banquet was held at the Canby Adult Center in Canby, Oregon. The volunteers and staff in the Center prepared and served a delicious lunch with a choice of roast beef or chicken parmesan. Our thanks go to the Banquet Committee (Steve Cogswell, Greg Martin, and Nick Kelsey) for planning and executing a great and successful event.



Sue Kelsey takes care of checking in Jean Dippert and other attendees at the front desk. The cooks kept a steady supply of warm chocolate chip cookies and fruit snacks available.

There were a large number of great raffle prizes to be won. The grand prize of a Aristocraft U25B with sound was awarded to Bryce Lee.

There were seven clinics this year (four in the morning and three in the afternoon):



“Automating your RR, beyond the obvious”  
by Jerry Chapman, Split Jaw Products



Vice-President Nick Kelsey welcomes the attendees and then conducts a clinic “Using Yahoo Groups”.



“Oriental Vegetables for Cool NW Gardens”  
by Christina Brittain



“Building Trestles” by Gary Lee




“Car Cards, Waybill and RR Operations” by Nick Kelsey. Darrel Dunham pays attention.



“Bragdon Geodesic Scenery Method” by Mike Talviste, Mainline Trains in Forest Grove, OR


There was no model contest this year, but members were encouraged to display their latest projects. There were more than a dozen wonderful projects on display. Some beautiful workmanship was shown in the following scenes from the model displays:



A highly detailed 2-6-0 locomotive by Gary Lee. Won first place at the NGR Convention.




“MODSIG Plan & Ideas” moderated by Greg Martin



An unusual snow plow by Gary Lee



Grain elevator by John Stiger



A highly detailed model of an 1883 steam winch by Ron Bacon.



A workman has just finished adding hand cut shingles to a highly modified Pola barn in this farm scene. By Dennis/Carolyn Rose



A 40 ft "rail car" by Bud Quinn. Before the days of welded rails, standard rail lengths were 39 ft in order to fit on a 40 ft flat bed car.



Aristocraft passenger car kitbashed and detailed as an open touring car. By Bill Dippert.



Aristocraft passenger car kitbashed and detailed as an open touring car by Bill Dippert.



Aristocraft passenger car repainted, relettered and detailed with fully detailed interior by Bill Dippert.



A rotating fixture for holding cars and locomotives while they are being worked on by Bud Quinn.



Aristocraft passenger car kitbashed to a D&RGW business car repainted, relettered and detailed with fully detailed interior by Bill Dippert.



A post and beam construction of an out-building by Christina Brittain inspired by an article in the April 2010 "Garden Railways" magazine.



Cape Horn by Christina Brittain



Some suggestions on decorating MOD-SIG modules during show times.



DS&GR Ry Flat Cars Nos. 3 & 9

The Dayton, Sheridan & Grande Ronde Railway built 16 flat cars in 1878 at Dayton, Oregon. Nearby carpenters and blacksmiths assembled the cars using local timber. The iron castings came from San Francisco by sailing ship to Portland, were transferred to the sternwheeler S.T. Church and delivered to the Yamhill River landing at Dayton.

Numbers 3 & 9 were still on the roster in August 1892. After Southern Pacific Company standard gauged the line in 1893, they were sold to the N-C-O Railway.

When the first 25 miles of the railway was completed, farmers of Yamhill county, Oregon celebrated by shipping two giant apples to the Oregon State Fair in Salem. The railroad proved its worth delivering awkward cargo safely to Dayton, Oregon.

Unfortunately, while loading the fruit on the deck of , the apples broke loose and rolled down the 30-foot back of the Yamhill River, smashing against the hull of the river boat.

The farmers were crestfallen. No more was said of the giant apples of Yamhill County.

**Editor’s Note:** I was not able to determine who was the model builder and poster of the interesting tale in the preceding paragraphs. I will be glad to give attribution when available. I found some other interesting information about the DS&GR that I gathered together and posted in the following paragraphs.

## Additional Notes on the Dayton, Sheridan and Grande Ronde Railroad (DS&GR) from Wikipedia

In 1877, farmers in Bellevue, Dallas, Perrydale, Sheridan and Willamina met to discuss building a railroad that would serve their towns. An agreement was reached, and the railroad was incorporated. The railroad constructed twenty miles of tracks on the Yamhill and South Yamhill rivers between Sheridan in the west and Dayton to the east.

By 1879, the railroad was out of money and taken over by a group of Scottish capitalists led by the Earl of Airlie. They paid off the debt of the DS&GR and formed the Oregonian Railway Company, Limited.

Ballston was a station on the Dayton, Sheridan and Grande Ronde Railroad (DS&GR), later the Oregonian Railway. Isaac Ball was an early promoter of the DS&GR when it was originally a narrow gauge railway line. The line changed ownership again to become part of the Southern Pacific Railroad; as of 2009, Ballston is a station of the Portland and Western Railroad.



Abandoned railroad depot at Ballston, Oregon, 1958

Ballston was founded in 1878 by pioneer Isaac Ball on his donation land claim. Ball and his family arrived in Oregon via the Oregon Trail in 1848. Ball named the town “Ballsville” and it had a post office of the same name. The name of the post office was changed to Ballston in 1880. The post office was discontinued in 1953 when it became a rural station

of Sheridan; it was discontinued all together in 1969.

Ballston is an unincorporated community, in Polk County, Oregon, United States. It is southeast of Sheridan and southwest of Amity. It is considered a ghost town.

In 1915, the community had a population of 104, a public school, two churches, and three fraternal lodges.



Downtown Ballston circa 1959



This is the oldest, surviving school building in Polk County as seen in August 1964. It was built in 1855 in Ballston.

The 1855 Ballston School building, no longer in use as a school, is thought to be the oldest school building still standing in Polk County or perhaps the entire state. Ballston Community Park is located in the community and includes the school.

The Ballston Community Club meets in a newer former schoolhouse originally moved from Airlie, another community on the railroad line. The Community Club hosted an annual turkey dinner for many years.

## Battery R/C Installation Workshop

On Saturday, October 30th, Nick Kelsey led a seminar on installing battery power with radio control in a locomotive. He used his model of “Thomas The Tank Engine” as his example. The class was hosted by Quinn Mountain.



Gary Lee, Nick Kelsey, Warner Swarner, and Bud Quinn examine the installation.



It appears that lunch was a high point in the Saturday session for installing R/C battery control. Darrel Dunham, Richard Parker, Marilyn Parker, Gary Lee, Penney Walker, Nick Kelsey, Bud Quinn, Richard Walker, and Warner Swarner.

## Schedules & Timetables

It is our Society's policy to attempt to have an event or open house on every second Saturday of the month. Other and additional dates during a month are also available and encouraged.

**December 10, 2010, Friday Evening:** Jan and Rae Zweerts open house and viewing of the Christmas ships. Rae will provide vegetarian, regular, and hot chilli.. Beverages, including beer and wine, and finger-foods from guests are welcome.

Jan & Rae Zweerts 1859 N. Jantzen Avenue, Row O, Slip 9 (Last House), Portland, OR, Phone: 503-247-7531. The Christmas ships will be sailing past their house that same evening. Jan's European railroad which is on a floating deck next to the houseboat will be in operation.

Jan's Layout: Fast, frequent Swiss style service reducing the need for automobiles and aircraft. Features that makes RR unique? European style cars and engines.

Layout info for those who want to run their own trains Yes, but be aware of water hazard. Divers are NOT standing by! 5% grades at Swiss Jct. Can members run trains? Any limitations, i.e., no steam? Ask control operator for permission. Hook & loop couplers and Kadees. The minimum track radius is 2 foot radius with 12000 series LGB switches. Track power with electric blocks permits

independent control of 3 trains, plus a switching district. Is the layout FN<sup>3</sup> compatible? Probably not.

House conditions: 20% slope on the ramps to the river; wear non-slip shoes and warm coats to observe Christmas Ships outside. All children 10 years or younger need to wear life jackets (Jantzen Beach Moorage rules). We have a small supply on hand, bring your own if available. Reminder: walkways can be slippery if it has been raining. Please keep this in mind when deciding what shoes to wear (low heel and non-slip walking shoes are better).

Also, put your keys in your pocket or purse before starting down the walkways. The river is anywhere from 3-30 feet deep. The likelihood of retrieving your keys if they are dropped overboard is pretty close to nil!

Directions: Going north on I-5 Take the Jantzen Beach exit # 308. Stay in the right hand lane. Safeway will be on your right.

At the intersection, Turn right onto N. Jantzen Drive. Safeway will still be on your right. Follow the curve around the Safeway, past Hooters restaurant and under I-5. Former Newport Bay restaurant will be on your left.

Take the first left after the former Newport Bay Restaurant driveway. The Burlington Coat Factory and the mall will be on the right and a Black fence

will be on the left. Follow the road about half way down.

Turn right into the mall parking lot. Park in the Burlington Coat Factory section of the parking lot. This puts you across from the pedestrian gate. There will be a guard on duty to open the gate. If asked, tell the guard you're going to the Zweerts' party.

The gate is across from Ramp 4. Ramps number 1-7 with Ramp 1 being closest to the I-5 Bridge. Walkways are lettered beginning with A. Row A is the closest walkway to I-5. Go down the ramp. Walk west (down river) past the next ramp, which is Ramp 5. Row O is the second walkway past Ramp 5. Just think Hawaii 5-0. Our house is the last house; gray with white pillars, pink door.

**Note:** If you miss the turn onto N. Jantzen Ave, continue to the stoplight. Turn left into the mall. Drive to the store entrances and take a left. Follow along the stores and out the parking lot. Turn right. You will now be on N. Jantzen Ave behind the Burlington Coat Factory.

**January 8, 2011, Saturday:** RCGRS Annual Meeting at the Columbia Gorge Model Railroad Club, 2505 N. Vancouver Ave, Portland, OR 97227, 503-288-7246. A separate announcement will be sent describing the time and details.

### **Planning Ahead for 2011**

Jan 1st — Disassembly of the railroad at Al's Garden Center

Jan 8th — Business Meeting @ Columbia Gorge Model Railroad

Feb 18-20 The Great Train Exposition of 2011

Mar — No activity currently scheduled

Apr — No activity currently scheduled

May — No activity currently scheduled

Jun 11th — Open House - Tom & Betty Gaps

Jun 18th — Railroads in the Garden Summer Tour

Jun 21-25 — National Garden Railway Convention, Overland Park, Kansas

Jul 19th — Open House - Bill & Brenda Derville

Aug 6-9 — Glacier National Park Trip

Aug 13th — Open House - Bill & Jean Dippert

Sep 10th — Open House - Jeff & Dianne Lange

Oct 8th — Open House - Ron & Merlene Bacon

Nov 12th — Annual Banquet

Dec — No activity currently scheduled

### **RCGRS Officers and Staff**

**President, Jeff Lange**

360-696-0799, jeffdlange@comcast.net

**Vice President, Nick Kelsey**

503-266-1110, kelsey.nick@gmail.com

**Secretary, Kathryn Warrior**

503-648-8112, kathryn.warrior56@gmail.com

**Treasurer, Steve Cogswell**

503-342-6128, scogswell@tkw.com

**Yardmaster, Greg Martin**

503-848-9091, granet@frontier.com

**Annual Garden RR Tour Chair, Bill Derville**

503-645-1771 bderville@generaltool.com

**Club Store Chair, Margaret Kooken**

360-695-0389, dmkkooken@pacifier.com

**Open House & Education Chair, Tom Gaps:**

503-659-8893, tgaps@comcast.net

**Module SIG Chair, Greg Martin**

503-848-9091, granet@frontier.com

**Newsletter Editor, Allan R. Warrior**

503-648-8112 arwarrior@frontier.com

**Webmaster, Joe Eckardt**

503-466-3963, joe@eckardt.us

**Immediate Past President: Gary Lee**

503-695-2550, garylee@constructavision.com



---

## Membership Dues Are Due!

The dues are \$30 per year for an individual and an additional \$6 per year for a significant other. There is only one class of member and all dues paying members have a vote in the business of the society. All dues are payable in December for the following fiscal year beginning in January.

Name \_\_\_\_\_  
Spouse \_\_\_\_\_  
Address \_\_\_\_\_  
Town \_\_\_\_\_ State \_\_\_\_\_ ZIP \_\_\_\_\_  
Telephone Number \_\_\_\_\_ Email: \_\_\_\_\_  
My Interests: \_\_\_\_\_

---

Return the bottom section of this page with your dues payment to: RCGRS, 17520 S. Holly Lane; Oregon City, OR 97045 Make checks payable to RCGRS.